



**Junta de
Castilla y León**

Consejería de Economía y Hacienda

STRATEGY OF MINERAL RESOURCES IN CASTILLA Y LEÓN 2016-2020

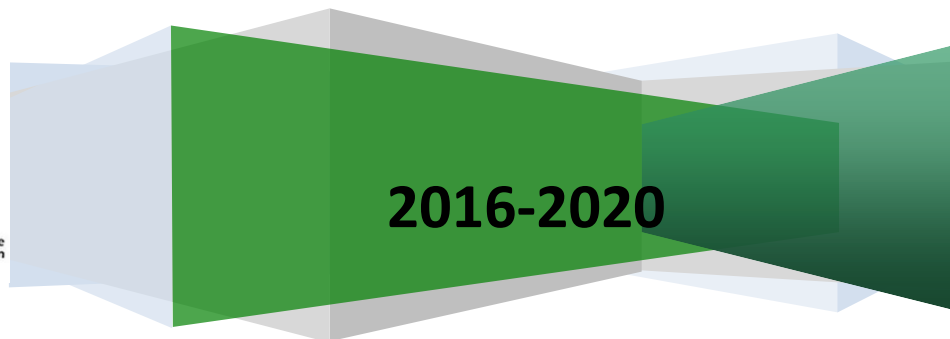
High-level workshop in Critical Raw Materials

Ricardo González Mantero

**General Directorate for Energy and Mining. Castilla y León Regional
Government**



 Junta de
Castilla y León



2016-2020



 Junta de
Castilla y León

Burgos , 27th October 2016



THE APPROACH

- **Commitments:**
 - Legislature, investiture speech (29th July 2015) and appearance before the Committee of Economy and Finance (1st September 2015).
 - State of the Región debate, (29th June 2016), approval in 2016.
- The strategy is **integrated and coincides** with two existing plans:
 - The Director Plan for Industrial Promotion.
 - The Plan to Increase Activity in Coal Mining Municipalities. (frame period 2016-2020).
- Approval by the **Council of Government** of Castilla y León.
- Its structure is based on:
 - (I) Demonstrating the wide **mineral potential** of the region.
 - (II) Adopting **administrative measures** to create appropriate conditions to ensure the development of actions and projects that activate the latent mining potential.
 - (III) Supporting the **mining business sector and the mining municipalities**, joining efforts in harmony with the society and focusing in its internationalization.





THE OBJECTIVES

OBJECTIVE 1: Administration:

Reconfiguring the administrative model to contribute to achieve improvements in the mining sector. It must be at the forefront to tackle those changes from an intergovernmental co-ordination which could imply an added value to the mining system.

OBJECTIVE 2: Mining Sector:

Boosting the improvement of the mining activities competitiveness which will develop the mining potential in Castilla y León. It will strengthen specific aspects of mining sector capacities in order to be revitalized. On the other hand, it will increase the tools and human resources, as a turning point in its evolution and with new criteria for social and environmental sustainability.

OBJECTIVE 3: Society:

An improved integration of mining activities in the whole society and its sustainable integration in the territory.

The key aspects are:

- (I) Obtaining a social license, which means that only if there is a progress in their relation with the society, mining projects will be accepted, and therefore, developed.
- (II) Mechanisms for dialogue should be implemented, looking for socio-environmental consensus and generating shared values.



THE SPANISH MINING ACTIVITY (Mining Statistics 2014 MINETUR)

SPAIN (2014)S	VALUE		Nº EXPLOITATIONS		HUMAN RESOURCES	
	M€	%	NUM.	%	NUM.	%
Industrial minerals	777	25,8%	171	5,9%	3.862	13,5%
Ornamental rock	386	12,8%	567	19,6%	5.660	19,7%
Energy minerals	387	12,8%	30	1,0%	4.041	14,1%
Quarry Products	758	25,1%	2.122	73,3%	11.572	40,4%
Metal mining	708	23,5%	6	0,2%	3.539	12,3%
TOTAL	3.016	100,0%	2.896	100,0%	28.674	100,0%



THE CASTILLA Y LEON MINING ACTIVITY (Mining Statistics 2014 MINETUR)

CASTILLA Y LEÓN (2014)	VALUE		Nº EXPLOITATIONS		HUMAN RESOURCES	
	M€	%	NUM.	%	NUM.	%
Industrial minerals	132	36,4%	16	3,3%	446	11,1%
Ornamental rock	67	18,5%	101	20,9%	1.033	25,8%
Energy minerals	77	21,2%	10	2,1%	1.010	25,2%
Quarry Products	67	18,5%	355	73,5%	1.409	35,2%
Metal mining	20	5,5%	1	0,2%	106	2,6%
TOTAL	363	100,0%	483	100,0%	4.004	100,0%



THE CASTILLA Y LEON MINING ACTIVITY (variation 2014-2013 MINETUR)

CASTILLA Y LEÓN (2014-2013)	VALUE		Nº EXPLOITATIONS		HUMAN RESOURCES	
	M€	%	NUM.	%	NUM.	%
Industrial minerals	-1	-1,0%	-2	-11,1%	-24	-5,1%
Ornamental rock	-14	-17,5%	-3	-2,9%	-360	-25,8%
Energy minerals	-4	-5,2%	-6	-37,5%	-239	-19,1%
Quarry Products	8	13,2%	14	4,1%	-2	-0,1%
Metal mining	6	46,1%	0	0,0%	11	11,6%
TOTAL	-6	-1,5%	3	0,6%	-614	-13,3%



THE CASTILLA Y LEON MINING ACTIVITY by provinces (Mining Statistics 2014 MINETUR)

CASTILLA Y LEÓN (2014)	ENERGY MINERALS		METAL MINERALS		INDUSTRIAL MINERALS		ORNAMENTAL ROCKS		QUARRY PRODUCTS		TOTAL			
	Nº EXPLT	HUMAN RES.	Nº EXPLT	HUMAN RES.	Nº EXPLT	HUMAN RES.	Nº EXPLT	HUMAN RES.	Nº EXPLT	HUMAN RES.	Nº EXPLT	%	HUMAN RES.	%
AVILA					1	8	2	12	18	72	21	4%	92	2%
BURGOS	1	16			5	239	18	82	62	329	86	18%	666	17 %
LEON	8	962			1	12	38	703	45	241	92	19%	1.918	48 %
PALENCIA	1	32					1	9	30	146	32	7%	187	5%
SALAMANCA			1	106	2	51	6	17	28	133	37	8%	307	8%
SEGOVIA					3	99	14	51	64	139	81	17%	289	7%
SORIA					1	1	5	19	26	101	32	7%	121	3%
VALLADOLID					1	1	7	20	38	116	46	10%	137	3%
ZAMORA					2	35	10	120	44	132	56	12%	287	7%
TOTAL	10	1.010	1	106	16	446	101	1.033	355	1.409	483	100%	4.004	100 %



THE CASTILLA Y LEON MINING ACTIVITY (Mining Statistics 2014 MINETUR)

CASTILLA Y LEÓN (2014)	VALUE	
	€	%
LEON	140.086.589,00	39%
BURGOS	122.462.299,00	34%
SEGOVIA	29.596.630,00	8%
SALAMANCA	28.278.821,00	8%
ZAMORA	14.590.789,00	4%
PALENCIA	11.154.875,00	3%
AVILA	9.209.295,00	3%
SORIA	3.853.767,00	1%
VALLADOLID	3.294.581,00	1%
TOTAL	362.527.646,00	100%



THE CASTILLA Y LEON MINING ACTIVITY (Mining Statistics 2014 MINETUR)

SECTOR	ACTIVITY	AVILA	BURGOS	LEON	PALENCIA	SALA MANCA	SEGO VIA	SORIA	VALLADOLID	ZAMORA	TOTAL	
WATER	BOTTLING PLANTS	1	1	5	1	3	2	1	1	2	17	26
	SPAs		2	1		2		1	2	1	9	



**Junta de
Castilla y León**

Consejería de Economía y Hacienda

STRATEGY OF MINERAL RESOURCES IN CASTILLA Y LEON 2016-2020

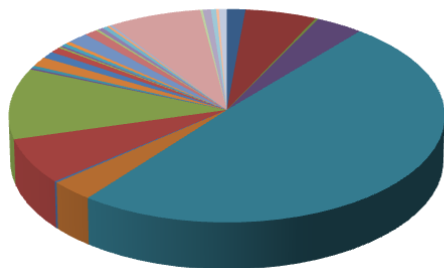
THE CASTILLA Y LEON MINING ACTIVITY FRAME (Mining Statistics 2014 MINETUR)

- SUBSTANCES ALLOCATION IN CASTILLA Y LEÓN -

CASTILLA Y LEÓN 2014 (MINETUR)	1 to 9		10 to 19		20 to 49		50 to 99		100 to 499		500 & more		TOTAL	
	EXPL	EMPL	EXPL	EMPL	EXPL	EMPL	EXPL	EMPL	EXPL	EMPL	EXPL	EMPL	EXPL	EMPL
ANTRACHITE	2	12			3	96	1	78	1	196			7	382
CLAY (arcilla)	27	53											27	53
SAND CLAYS			1	18									1	18
SILICEOUS SAND	15	50	1	12	2	71							18	133
SAND AND LOOSE STONE (arena y grava)	235	691	3	40	1	22							239	753
ORNAMENTAL SANDSTONE (arenisca ornamental)	14	39	1	14									15	53
SANDSTONE (OTHER USES)	1	5											1	5
ORNAMENTAL LIMESTONE (caliza ornamental)	30	105	3	40									33	145
LIMESTONE (OTHER USES)	41	163	11	137									52	300
KAOLIN					1	29							1	29
CORNEANA			1	15	1	28							2	43
ORNAMENTAL QUARTZITE	7	15											7	15
QUARTZITE(OTHER USES)	4	17			1	30							5	47
QUARTZ	2	14	1	12	1	44							4	70
DIORITE	1	2											1	2
DOLOMITE (dolomía)	1	5											1	5
FELDSPAR (feldespato)					2	81							2	81
GLAUBERITE									2	234			2	234
ORNAMENTAL GRANITE	7	32	1	11									8	43
GRANITE (OTHER USES)	3	4	2	26									5	30
HYDROCARBONS			1	16									1	16
BITUMINOUS COAL (hulla)									2	612			2	612
ORNAMENTAL MARBLE	2	3											2	3
OFITA	1	2											1	2
OTHER MINERALS	1	7											1	7
ORNAMENTAL SLATE	13	45	6	95	12	358	4	274					35	772
PORPHYRIES (pórfidos)			1	15									1	15
SPRING SALT (sal manatíal)	3	5											3	5
PEAT (turba)	2	2											2	2
WOLFRAM									1	106			1	106
GYPSUM (yeso)	2	9	1	14									3	23
TOTAL	414	1280	34	465	24	759	5	352	6	1148	0	0	483	4004

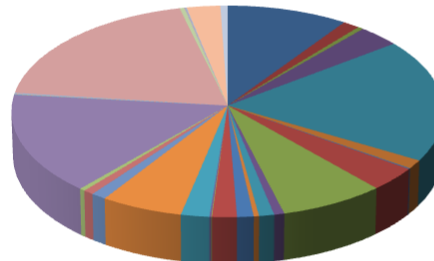


EXPLORACIONES

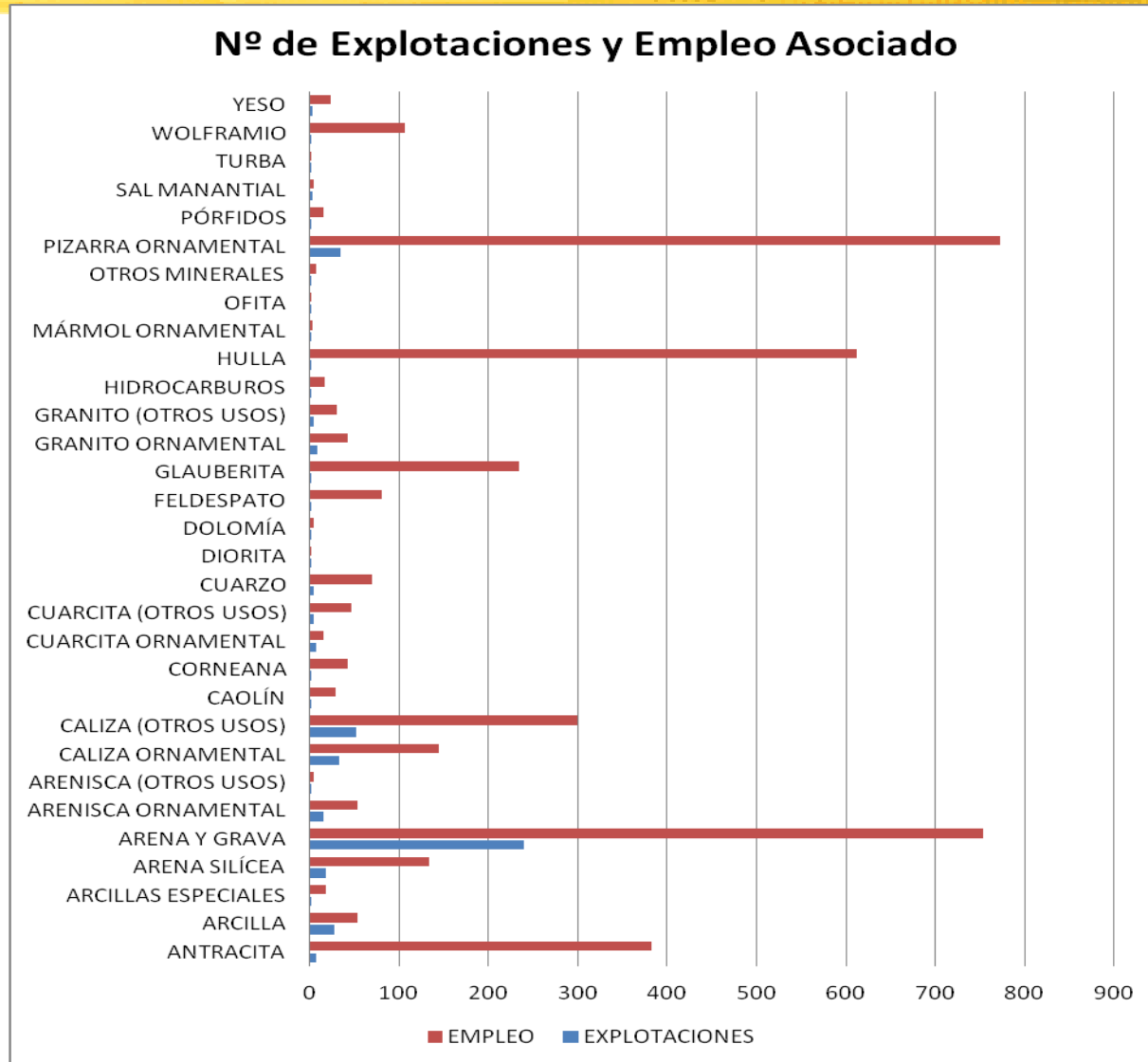


- ANTRACITA
- ARCILLA
- ARCILLAS ESPECIALES
- ARENA SILÍCEA
- ARENA Y GRAVA
- ARENISCA ORNAMENTAL
- ARENISCA (OTROS USOS)
- CALIZA ORNAMENTAL
- CALIZA (OTROS USOS)
- CAOLÍN
- CORNEANA
- CUARCITA ORNAMENTAL
- CUARCITA (OTROS USOS)
- CUARZO
- DIORITA
- DOLOMÍA
- FELDESPATO
- GLAUBERITA
- GRANITO ORNAMENTAL
- GRANITO (OTROS USOS)
- HIDROCARBUROS
- HULLA
- MÁRMOL ORNAMENTAL
- OFITA
- OTROS MINERALES
- PIZARRA ORNAMENTAL
- PÓRFIDOS
- SAL MANANTIAL
- TURBA
- WOLFRAMIO
- YESO

EMPLEO



- ANTRACITA
- ARCILLA
- ARCILLAS ESPECIALES
- ARENA SILÍCEA
- ARENA Y GRAVA
- ARENISCA ORNAMENTAL
- ARENISCA (OTROS USOS)
- CALIZA ORNAMENTAL
- CALIZA (OTROS USOS)
- CAOLÍN
- CORNEANA
- CUARCITA ORNAMENTAL
- CUARCITA (OTROS USOS)
- CUARZO
- DIORITA
- DOLOMÍA
- FELDESPATO
- GLAUBERITA
- GRANITO ORNAMENTAL
- GRANITO (OTROS USOS)
- HIDROCARBUROS
- HULLA
- MÁRMOL ORNAMENTAL
- OFITA
- OTROS MINERALES
- PIZARRA ORNAMENTAL
- PÓRFIDOS
- SAL MANANTIAL
- TURBA
- WOLFRAMIO
- YESO





**Junta de
Castilla y León**

Consejería de Economía y Hacienda

STRATEGY OF MINERAL RESOURCES FOR CASTILLA Y LEON REGION 2016-2020

THE CASTILLA Y LEON MINING ACTIVITY (Mining Statistics 2014 MINETUR)



'LOS SANTOS-FUENTEROBLE', WOLFRAM MINE (SALAMANCA)



STRATEGIC AIM (actions)	NUM.	MAIN LINES
1.- MINING & ENVIRONMENTAL ORDINANCE	1	<i>Mining potential</i>
	2	<i>Legal regulations</i>
	3	<i>Environmental issues</i>
2.- SURVEILLANCE AND CONTROL	1	<i>Inspection</i>
	2	<i>Specific interventions</i>
3.- ECONOMIC VALUATION	1	<i>Territorial</i>
	2	<i>Bussines</i>
4.- ADMINISTRATIVE EFECTIVENESS	1	<i>Structural</i>
	2	<i>Operational</i>
5.- KNOWLEDGE MANAGEMENT	1	<i>Training</i>
	2	<i>Information and dissemination</i>



STRATEGIC AIM (AXIS)	NUM.	LINES	NUM.	ACTIONS	NUM.
1.- MINING AND ENVIRONMENTAL ORDINANCE	1	<i>Mining potential</i>	1	<i>Updating the Repository OF geological and mining fund</i>	1
			2	<i>Organization of a congress on mining</i>	2
			3	<i>Participation in European cooperation programs related to research and exploitation of mineral raw materials</i>	3
	2	<i>Legal regulations</i>	1	<i>Development of general provisions of mining regulations</i>	4
			2	<i>Development of instructions on mining regulations</i>	5
			3	<i>Promote amendments in Regulation of Urban Planning in Castilla y León to remove prohibitions on the mining sector</i>	6
	3	<i>Environmental issues</i>	1	<i>Promotion of a new joint Decree with the Environment authorities related to restoration of Natural Areas affected by mining activities</i>	7
			2	<i>Reform of the Instruction on financial guarantees or equivalent. Regularization Plan of financial guarantees or equivalent</i>	8
			3	<i>Plan of integration and rehabilitation of old mining and their structures</i>	9



**Junta de
Castilla y León**

Consejería de Economía y Hacienda

STRATEGY OF MINERAL RESOURCES FOR CASTILLA Y LEON REGION 2016-2020.

ERA-MIN2 2017. Joint Call – Budget and Topics



2017 – Joint Call co-funded by European Commission:

- **Participants: 18 countries/regions** (14 EU MS/Associated + 4 international countries)
- **Call budget: EUR 11 - 11.5 Million**
- **EU co-funding: EUR 5 million** (to top-up transnational projects)

2018 and 2019 – TWO joint transnational calls without EC co-funding

- Open to participation to funding organisations from countries across the globe.

SAVE THE DATE (30/11/2016)!!!!!! BROKERAGE EVENT RAW MATERIALS WEEK IN BRUSSEL





Junta de Castilla y León

Consejería de Economía y Hacienda

STRATEGY OF MINERAL RESOURCES FOR CASTILLA Y LEÓN

Pan-European network of the main R&I funding organisations on raw materials to strengthen the industry competitiveness and the shift to a circular economy



Castilla y León Region
contact:
Isabel Gobernado
ADE, Spain
gobmitma@jcyl.es



Coordinator contact:
Dina Carrilho
FCT, Portugal
eramin@fct.pt



Joint Call 2017
Participating Countries/regions



European Commission

Horizon 2020
European Union funding
for Research & Innovation



STRATEGIC AIM (AXIS)	NUM. .	LINES	NUM.	ACTIONS	NUM. M.
2.- SURVEILLANCE AND CONTROL	1	<i>Inspections</i>	1	<i>New collaborations with the National Institute of Silicosis</i>	1
			2	<i>Strategic and Operational Inspection Plans for the mining sector</i>	2
			3	<i>Update and implementation of procedures, inspection protocols and inspection guides</i>	3
	2	<i>Specific Interventions</i>	1	<i>Coordination of accidents and incidents with 112 (the SOS service)</i>	4
			2	<i>Supervision of outdoor mining projects through drones and appropriate software</i>	5
			3	<i>Incentives on safety and health in work</i>	6



STRATEGIC AIM (AXIS)	NUM.	LINES	NUM.	ACTIONS	NUM.
3.- ECONOMIC VALUATION	1	<i>Territorial</i>	1	<i>Economic boost for Coal Mining areas</i>	1
			2	<i>Plan of valuation of the geo-mining heritage</i>	2
			3	<i>Support for Corporate Social Responsibility</i>	3
	2	<i>Bussines</i>	1	<i>Support for research, development and implementation of new technologies in the mining sector</i>	4
			2	<i>Support for marketing and exports of mining products</i>	5
			3	<i>Energy efficiency and saving plan in the mining sector</i>	6



STRATEGIC AIM (AXIS)	NUM.	LINES	NUM.	ACTIONS	NUM.
4.- ADMINISTRATIVE EFFECTIVENESS	1	<i>Structural</i>	1	<i>New configuration and new phase for the Castilla y León Regional Mining Commission</i>	1
			2	<i>Reallocation and structural configuration of resources for a new operation and mining horizon</i>	2
			3	<i>Decree on administrative of mining related procedures</i>	3
	2	<i>Operational</i>	1	<i>Reinforcement of the electronic procedure for mining issues</i>	4
			2	<i>Inter - administrative collaboration in basic and regional regulations</i>	5
			3	<i>Update and improvement of the Administration's web for mining in Castilla y León.</i>	6



STRATEGIC AIM (AXIS)	NUM.	LINES	NUM.	ACTIONS	NUM.
5.- KNOWLEDGE MANAGEMENT	1	<i>Training</i>	1	<i>Training updated plan for civil servants subject to the Mining Regional Administration</i>	1
			2	<i>Support for vocational training and lifelong learning specialists</i>	2
			3	<i>Conferences for professionals related to the mining sector</i>	3
			4	<i>Collaboration with the Universities of the region for organizing students practices in the Mining Administration.</i>	4
	2	<i>Information and dissemination</i>	1	<i>Mining statistics</i>	5
			2	<i>Mining Registry</i>	6
			3	<i>Dissemination and better image plan for the mining sector</i>	7



**Junta de
Castilla y León**

Consejería de Economía y Hacienda

STRATEGY OF MINERAL RESOURCES IN CASTILLA Y LEON 2016-2020



**Thank you
for your
attendance**

'FUTURE BARRUECOPARDO' WOLFRAM MINE
(SALAMANCA)